

EXTENSION ARMS



HVU Arm



HVU Arm



4m. Extension arm

ASX ATEX arm



WING ARM



WING arm

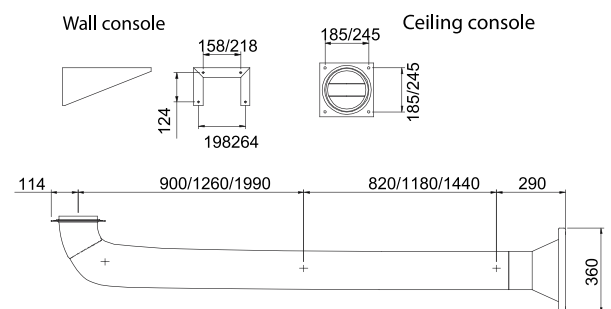
The classic point extraction arm.
The WING-arm construction is more than 40 years old, but with small improvements over the years, it is still one of the best choices when selecting a new extraction arm.
The latest improvements made to the arm have improved manoeuvrability and positioning capability considerably.
Available with aluminium pipe on request.

Lengths: 2, 3 and 4 m or up to 8 m, when using an extension arm.

Dimensions: $\varnothing 160$ and $\varnothing 200$ mm




Dimensions WING arm



Extension arms

All arms may be extended with an extension arm.
The 2.5 meter long extension arm shown above will generate a pressure drop of 160 Pa at 1,000 m³/h.
The 4.0 meter extension arm shown below will generate a pressure drop of 300 Pa at 1,000 m³/h.



COMPACT ARM



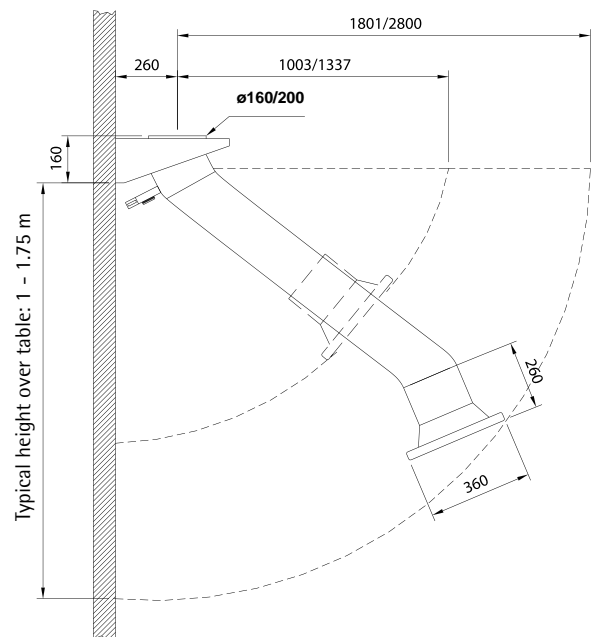
COMPACT arm

This extraction arm is designed to fit into welding booths or other places where space is sparse. Because of its telescopic abilities, it can easily be positioned, where it is needed – simply the best solution, when there is no room for a large arm.

Lengths: 1-2 and 1.5-3 m or up to 7 m with an extension arm.

Dimensions: $\varnothing 160$ and $\varnothing 200$ mm

Dimensions COMPACT arm



ASA ARM



ASA-3 arm

The ASA-3 arm is recognized for its easy manoeuvrability, ergonomics and efficiency.

The external arm ensures minimum pressure drop and maximum flexibility.

The ASA-3 arm is also available with aluminium pipe = ASA-4.

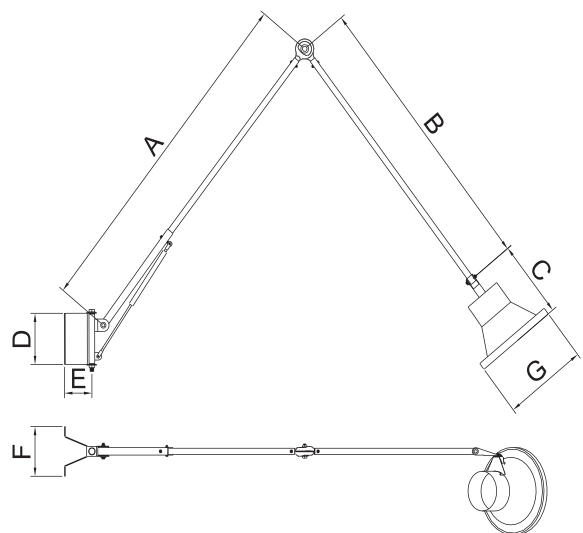
Lengths: 2, 3 or 4m or up to 8 m when using an extension arm.

Dimensions: ø80, ø100, ø125, ø160 and ø200 mm

ASA-4 arm

The ASA-4 arm is similar to the ASA-3 arm but is fitted with aluminium ducts in stead of hose.

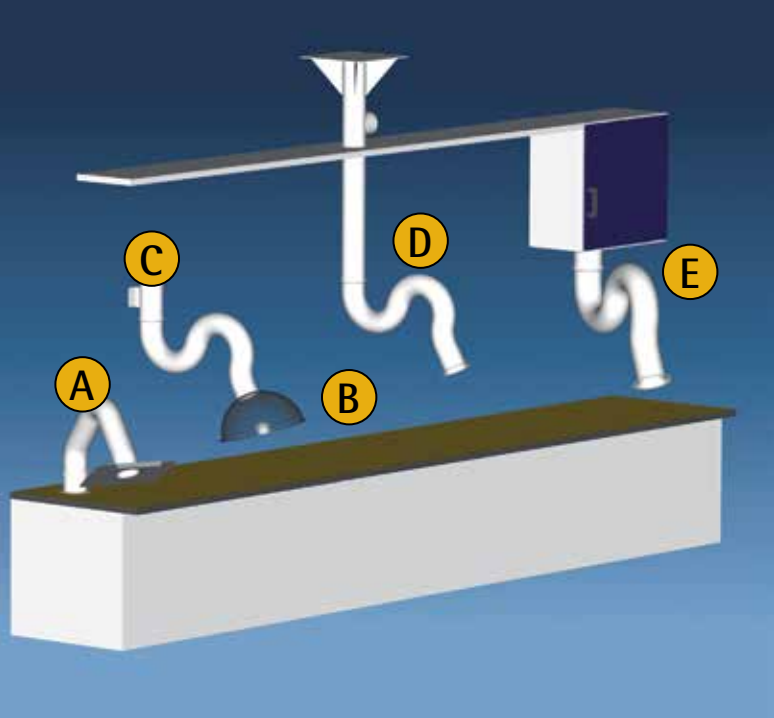
Dimensions ASA arm



Arm	A	B	D	E	F	Tragt	C	G
2,0 m	920	680	206	120	200	ø80	180	178
3,0 m	1420	1180	206	120	200	ø100	180	198
4,0 m	1870	1710	206	120	200	ø125	180	223
						ø160	318	360
						ø200	318	360



FLEXI ARM



- A: FLEXI-arm in the flange model FFK for table mounting with custom polycarbonate hood.
- B: The FLEXI-arm is available with several different types of hood, both in aluminium and in clear polycarbonate. Here the arm is shown with an $\varnothing 385\text{mm}$ clear polycarbonate dome-shaped hood.
- C: FLEXI-arm, model FVK for wall mounting.
- D: FLEXI-arm, model FLK for ceiling mounting with 360° swivel ceiling bracket. The bracket is manufactured according to customer requirements.
- E: FLEXI-arm, model FFK mounted under laboratory cupboard.

The unique design of the Geovent FLEXI-arm has been developed especially for the purpose of removing polluted air from laboratories, hospital environments, clinics, etc. By removing the polluted air direct at the source, the exposure of the employees to air causing local irritation and toxic vapours is minimized, resulting in a better working environment.


Dimension: $\varnothing 100$ or $\varnothing 125$

Length: 1.0 or 1.5 meter

Installation: Wall, ceiling, table or cupboard

Hose: GeoFlex White (140°C)

Three friction actuated joints as well as a 360° smooth-running swivel suspension secures that the arm may be positioned in any required position within the working area, thus resulting in easy and effortless use of the FLEXI-arm every day.



WING arm with internal articulated support arm



Note: Wall bracket not included


Art. No. Description

01-008	WING-arm 2,0 m ϕ 160 mm - rec. air flow 800-1.000m ³ /h
01-009	WING-arm 3,0 m ϕ 160 mm - rec. air flow 800-1.000m ³ /h
01-007	WING-arm 4,0 m ϕ 160 mm -rec. air flow 800-1.000m ³ /h

01-007A	WING-arm 2,0 m ϕ 200 mm - rec. air flow 1.200-1.500m ³ /h
01-008A	WING-arm 3,0 m ϕ 200 mm -rec. air flow 1.200-1.500m ³ /h
01-009A	WING-arm 4,0 m ϕ 200 mm - rec. air flow 1.200-1.500m ³ /h

Also available with aluminium pipes instead of hose - additional price per arm

WING-arm with quick-coupling and ball swivel joint



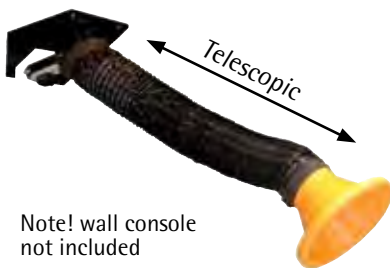
Art. No. Description

01-202	Wing arm ϕ 160mm, 2 m - with quick-coupling/ball joint - w/o hood
01-200	Wing arm ϕ 160mm, 3 m - with quick-coupling/ball joint - w/o hood

12-243	Extraction hood for windscreen gluing 850x600 mm of polycarbonate with quick-coupling ϕ 160
12-243A	Extraction hood for windscreen gluing 850x600 mm of polycarbonate with quick-coupling ϕ 160
12-242	Panel fume extractor ϕ 160x1300 mm of aluminium with quick-coupling

10-247	Detachable welding hood ϕ 160/385 for quick-coupling uncoupling - with 25 mm suction edge
01-226	Counterpart for quick-coupling ϕ 160 (for hoses)
91-289	Quick-coupling ϕ 160

COMPACT arm, with internal, telescopic support arm



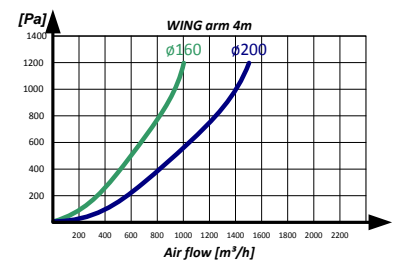
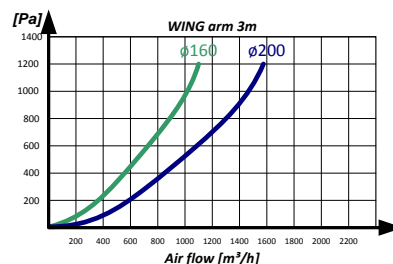
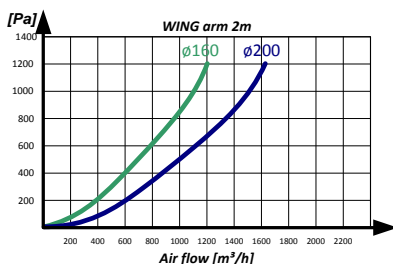
Note! wall console not included

Art. No. Description

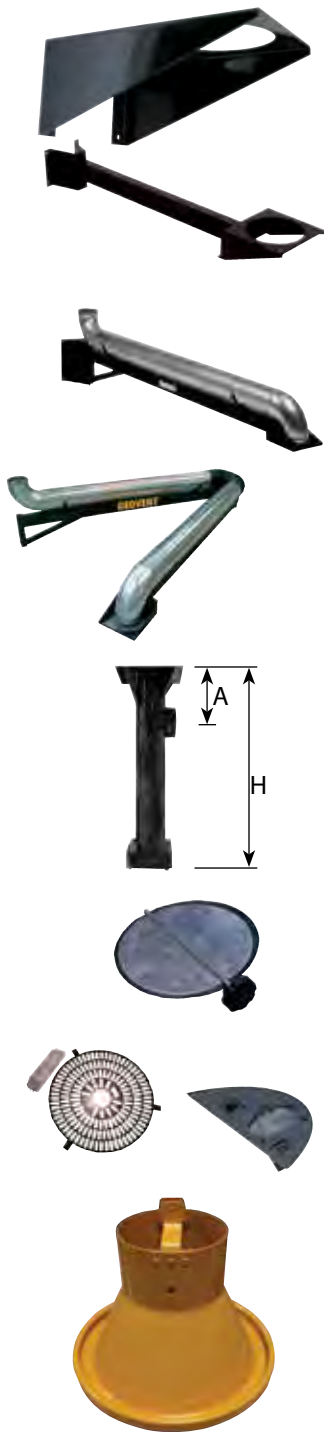
01-700	COMPACT arm 1 - 2 m. telescopic, ϕ 160 mm
01-706	COMPACT arm 1,4 - 3 m. telescopic, ϕ 160 mm

01-701	COMPACT arm 1 - 2 m. telescopic, ϕ 200 mm
01-707	COMPACT arm 1,4 - 3 m. telescopic, ϕ 200 mm

Pressure drop curves - Wing arm



Accessories for WING, COMPACT arm and Slot Nozzle Extraction

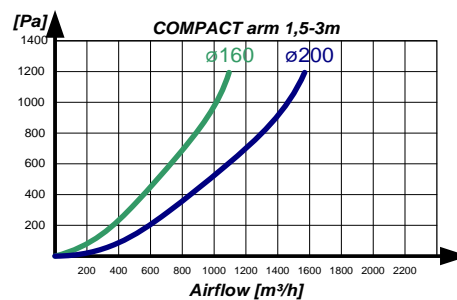
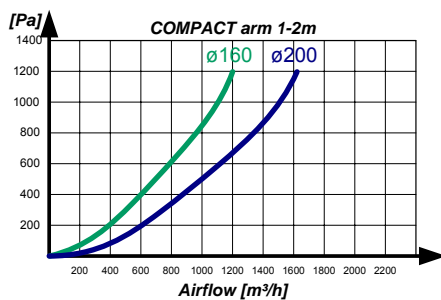


Art. No.	Description
01-540	Wall Console \varnothing 160 mm, 260 mm from wall
01-541	Wall Console \varnothing 200 mm, 280 mm from wall
01-550	Wall Console \varnothing 160 mm, 1.000 mm from wall
01-550A	Wall Console \varnothing 200 mm, 1.000 mm from wall
01-130	Extension arm arm 2,5 m \varnothing 160 mm
01-130A	Extension arm arm 2,5 m \varnothing 200 mm
01-138	Extension arm arm - 1-joint 4,0m \varnothing 160mm
01-139	Extension arm arm - 1-joint 4,0m \varnothing 200mm
01-131	Extension arm arm - 2-joint 4,0 m. \varnothing 160 mm
01-132	Extension arm arm - 2-joint 4,0 m, \varnothing 200 mm
01-160	Ceiling console \varnothing 160, length 0,4 - 1,2M
01-161	Ceiling console \varnothing 160, length 1,2 - 2,4M
01-162	Ceiling console \varnothing 200, length 0,4 - 1,2M
01-163	Ceiling console \varnothing 200, length 1,2 - 2,4M
12-008	Tight Damper for hood- \varnothing 160mm
12-009	Tight Damper for hood- \varnothing 200mm
01-173	Halogen set R2 incl. mesh- excl. trafo
01-173A	Halogen set R3 - excl. trafo
01-179	Trafo 70 W electronic, 12V
10-253	Hood WING/COMPACT \varnothing 160
10-256	Hood WING/COMPACT \varnothing 200

Fan (MSQ) for mounting on wall console - See fan section.

Polycarbonate hoods for WING/COMPACT-arm - See under accessories.

Pressure drop curves - Compact arm

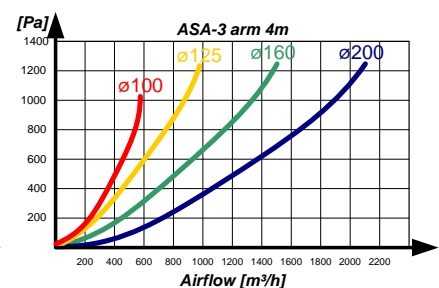
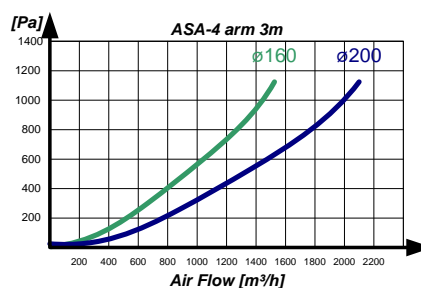
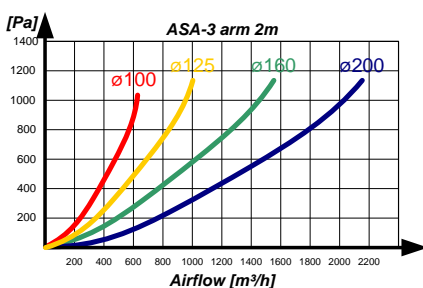


ASA-3 arm, with external, articulated arm, hose and gas spring



Art. No.	Description
ASA-01	ASA-3 arm 2,0 m \varnothing 80 mm, Complete
ASA-05	ASA-3 arm 2,0 m \varnothing 80 mm, Complete, with tight damper
ASA-11	ASA-3 arm 3,0 m \varnothing 80 mm, Complete
ASA-15	ASA-3 arm 3,0 m \varnothing 80 mm, Complete, with tight damper
ASA-02	ASA-3 arm 2,0 m \varnothing 100 mm, Complete
ASA-06	ASA-3 arm 2,0 m \varnothing 100 mm, Complete, with tight damper
ASA-12	ASA-3 arm 3,0 m \varnothing 100 mm, Complete
ASA-16	ASA-3 arm 3,0 m \varnothing 100 mm, Complete, with tight damper
ASA-22	ASA-3 arm 4,0 m \varnothing 100 mm, Complete
ASA-26	ASA-3 arm 4,0 m \varnothing 100 mm, Complete, with tight damper
ASA-03	ASA-3 arm 2,0 m \varnothing 125 mm, Complete
ASA-07	ASA-3 arm 2,0 m \varnothing 125 mm, Complete, with tight damper
ASA-13	ASA-3 arm 3,0 m \varnothing 125 mm, Complete
ASA-17	ASA-3 arm 3,0 m \varnothing 125 mm, Complete, with tight damper
ASA-23	ASA-3 arm 4,0 m \varnothing 125 mm, Complete
ASA-27	ASA-3 arm 4,0 m \varnothing 125 mm, Complete, with tight damper
ASA-04	ASA-3 arm 2,0 m \varnothing 160 mm, Complete
ASA-08	ASA-3 arm 2,0 m \varnothing 160 mm, Complete, with tight damper
ASA-14	ASA-3 arm 3,0 m \varnothing 160 mm, Complete
ASA-18	ASA-3 arm 3,0 m \varnothing 160 mm, Complete, with tight damper
ASA-24	ASA-3 arm 4,0 m \varnothing 160 mm, Complete
ASA-28	ASA-3 arm 4,0 m \varnothing 160 mm, Complete, with tight damper
ASA-31	ASA-3 arm 2,0 m \varnothing 200 mm, Complete
ASA-32	ASA-3 arm 2,0 m \varnothing 200 mm, Complete, with tight damper
ASA-33	ASA-3 arm 3,0 m \varnothing 200 mm, Complete
ASA-34	ASA-3 arm 3,0 m \varnothing 200 mm, Complete, with tight damper
ASA-35	ASA-3 arm 4,0 m \varnothing 200 mm, Complete
ASA-36	ASA-3 arm 4,0 m \varnothing 200 mm, Complete, with tight damper

Pressure drop curves- ASA-3 arm



ASA-4 arm, with external, articulated arm, alu pipe and gas spring



Art. No.	Description
ASA4-2-160	ASA4 arm 2m with \varnothing 160mm alu-pipe, complete
ASA4-2-200	ASA4 arm 2m with \varnothing 200mm alu-pipe, complete
ASA4-3-160	ASA4 arm 3m with \varnothing 160mm alu-pipe, complete
ASA4-3-200	ASA4 arm 3m with \varnothing 200mm alu-pipe, complete
ASA4-4-160	ASA4 arm 4m with \varnothing 160mm alu-pipe, complete
ASA4-4-200	ASA4 arm 4m with \varnothing 200mm alu-pipe, complete

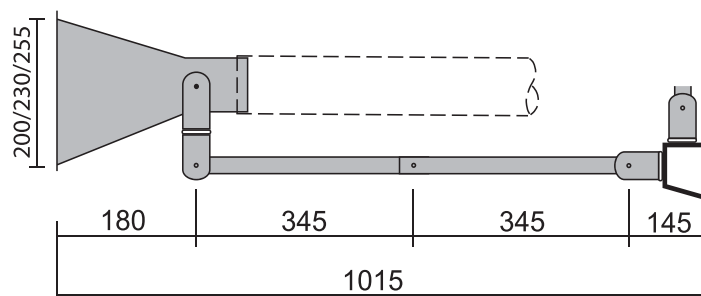
MINI arm, with external, articulated arm and hose



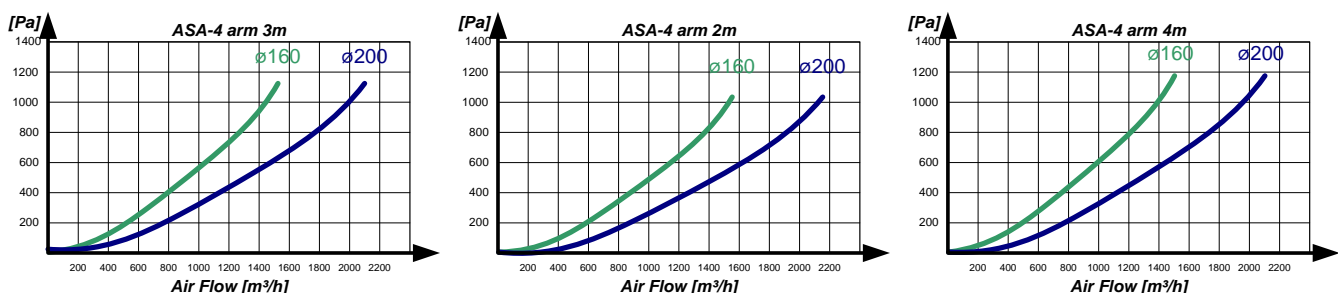
Art. No.	Description
MINI-01	MINI arm 1,0 m \varnothing 80, complete
MINI-04	MINI arm 1,0 m \varnothing 80, complete with tight damper
MINI-02	MINI arm 1,0 m \varnothing 100, complete
MINI-05	MINI arm 1,0 m \varnothing 100, complete with tight damper
MINI-03	MINI arm 1,0 m \varnothing 125, complete
MINI-06	MINI arm 1,0 m \varnothing 125, complete with tight damper
01-085	MINI arm 1,0 m with wall/table console. Hose and hood not included.

See accessories and hoods on next page.

Dimensions MINI arm



Pressure drop curves- ASA-4 arm



Accessories for MINI, ASA-3 and ASA-4 arm



Art. No.	Description
06-121	Hood ø80 mm for ASA-3 and MINI arm
06-122	Hood ø100 mm for ASA-3 and MINI arm
06-123	Hood ø125 mm for ASA-3 and MINI arm
10-251	Hood ø160 for ASA-3 arm
10-255	Hood ø200 for ASA-3 arm
10-260	Extension arm 1 m for ASA-3 arm
01-130B	Extension arm 2,5 m for ASA-3 arm - ø160 mm
01-130C	Extension arm 2,5 m for ASA-3 arm - ø200 mm
01-131D	Extension arm 4,0 m for ASA-3 arm, 1 joint - ø160 mm
01-131E	Extension arm 4,0 m for ASA-3 arm, 1 joint - ø200 mm
01-131B	Extension arm 4,0 m for ASA-3 arm, 2 joints - ø160 mm
01-131C	Extension arm 4,0 m for ASA-3 arm, 2 joints - ø200 mm
01-127	Floor column for mounting of extraction arm. (ASA-3, ASA-4, WING and COMPACT). H: 2500mm Floor plate: 330x330mm Please state type of arm when ordering.
10-202	ASA-arm (W/ gas spring) and wall console. 2,0m w/o hood
10-203	Separate ASA-arm (W/ gas spring) and wall console. 3,0m w/o hood
10-204	Separate ASA-arm (W/ gas spring) and wall console. 4,0m w/o hood

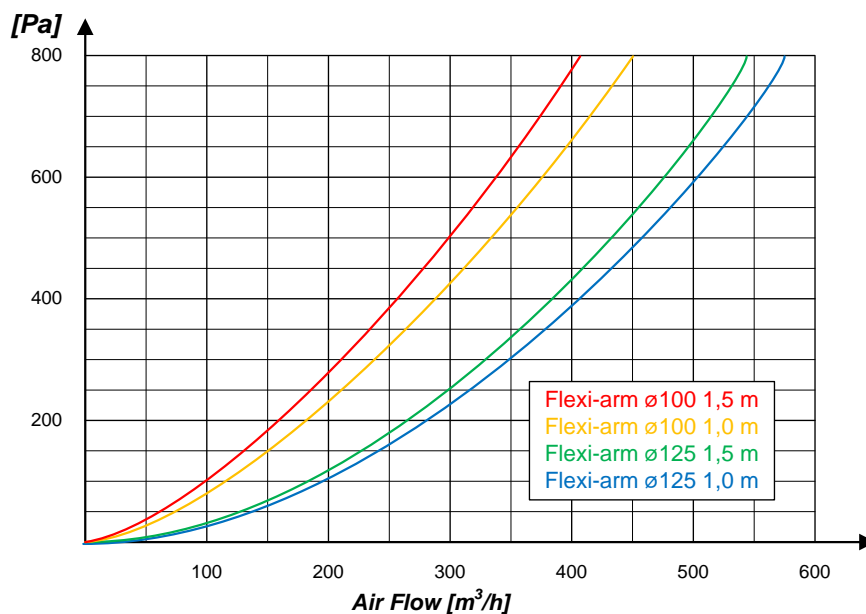
Polycarbonate hoods for ASA-arm -see under accessories.

FLEXI arm, Internal, articulated arm and hose.



Art. No.	Description
	Flange model for table or overhanging cupboard mounting.
01-572	FLEXI arm FFK \varnothing 100 mm 1,0m
01-573	FLEXI arm FFK \varnothing 100 mm 1,5m
01-502	FLEXI arm FFK \varnothing 125 mm 1,0m
01-503	FLEXI arm FFK \varnothing 125 mm 1,5m
	Wall mounting
01-570	FLEXI arm FVK \varnothing 100 mm 1,0m
01-571	FLEXI arm FVK \varnothing 100 mm 1,5m
01-500	FLEXI arm FVK \varnothing 125 mm 1,0m
01-501	FLEXI arm FVK \varnothing 125 mm 1,5m
01-585	Extension arm 0,5 m for FLEXI arm
01-586	Extension arm 1,5 m for FLEXI arm
	Ceiling mounting - console with custom measurements: Length A = minimum 0,25 m – max 1,8 m Length H = minimum 0,5 m – max 2,0 m
	Prices including custom ceiling mounting console:
01-560	FLK-100 1,0 m
01-561	FLK-100 1,5 m
01-562	FLK-125 1,0 m
01-563	FLK-125 1,5 m

Pressure drop curve- FLEXI-arm



FLEXI arm – Accessories/spare parts



Art. No.	Description
----------	-------------

06-136F	Standard hood ø100 (powder coated aluminium)
06-060F	Standard hood ø125 (powder coated aluminium)



12-006	Tight damper ø100 mm for use in hood
12-012	Tight damper ø125 mm for use in hood

FLEXI arm is by default powder coated white, RAL9016 gloss 60.

Other hoods by request.

Polycarbonate hood – For all Geovent arms



Art. No.	Description
----------	-------------

Transparent PolyCarbonate hood ø500 mm:	
---	--

01-568	Hood w/ Ø100 mm connection
01-569	Hood w/ Ø125 mm connection
01-548	Hood w/ Ø160 mm connection
01-549	Hood w/ Ø200 mm connection

Transparent PolyCarbonate hood ø385 mm:	
---	--

01-566	Hood w/ Ø100 mm connection
01-567	Hood w/ Ø125 mm connection
01-546	Hood w/ Ø160 mm connection
01-547	Hood w/ Ø200 mm connection



Transparent PolyCarbonate hood ø280 mm:	
---	--

01-564	Hood w/ Ø100 mm connection
01-565	Hood w/ Ø125 mm connection
01-545	Hood w/ Ø160 mm connection

Transparent PolyCarbonate hood 265 x 168 mm:	
--	--

01-558	Ø100 mm connection
01-559	Ø125 mm connection. Note: with reduction ø100



Transparent PolyCarbonate hood 330 x 245 mm:	
--	--

01-556	Ø100 mm connection
01-557	Ø125 mm connection

For all polycarbonate hoods: please state which arm they are used for: A: ASA (ex. 01-568A) F: Flexi (ex. 01-568F) W: Wing/Compact (ex. 01-568W)
